



EU4Business

# COUNTRY REPORT

2021

## THE REPUBLIC OF MOLDOVA



[WWW.EU4BUSINESS.MD](http://WWW.EU4BUSINESS.MD)

# TABLE OF CONTENTS

➔	<b>EXECUTIVE SUMMARY: 2020 at a glance</b> .....	4
➔	<b>EU SUPPORT TO SMES IN MOLDOVA IN 2020</b> .....	7
	Portfolio overview.....	8
	Breakdown by intervention .....	9
	Overview by type of intervention.....	10
	Access to Finance.....	10
	Business Development Services.....	15
	Business Enabling Environment .....	19
➔	<b>ACHIEVEMENTS IN 2020</b> .....	22
	Aggregated results.....	23
	Access to Finance .....	29
	Business Development Services.....	32
	Business Enabling Environment.....	34
➔	<b>ANNEX</b> .....	36
	List of projects in Moldova as of 2020.....	36



# [EXECUTIVE] [SUMMARY]

# EXECUTIVE SUMMARY

## FOR MOLDOVA:

### 2020 AT A GLANCE

The 2021 EU4Business Country Report for Moldova shows that the difficulties and challenges due to the COVID pandemic continue to affect SMEs and are equally challenging for the delivery of support by EU partners and implementers. The immediate EU response to the COVID pandemic was to increase the budget of the EU4Business Portfolio and reorient projects to meet these peculiar circumstances.

This means that in 2020, the budgets available to support SMEs in the EaP rose by



representing an increase in



Despite this, the multiple lockdowns across much of 2020 meant disbursements fell

2020

€15.1 million

2019

€25.8 million

as projects, SMEs, and government closed down or worked remotely and travel restrictions were in force.

Despite this, EU4Business projects and programmes have supported

**19,105** SMEs in 2020



Almost no change from 2019

**-2.2%**



This is a significant proportion of the

**55,704**

micro-, small-, and medium-sized enterprises (based on national statistics data)

or **1** in **3**



**SMEs in the Moldova supported by the EU** (assuming each SME receives support once only).

## PORTFOLIO FOR MOLDOVA IN 2020

**30**  
projects

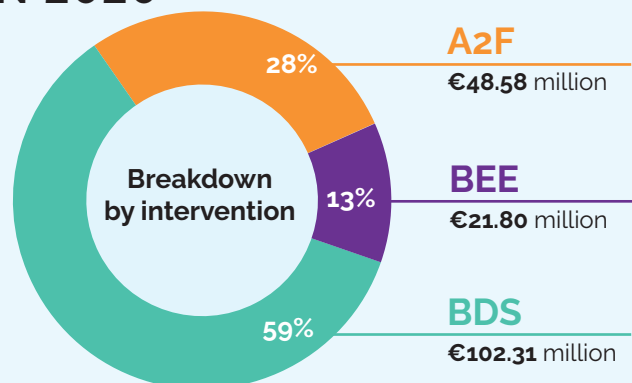
Total budget of EU support in Moldova

**€172.69**  
million

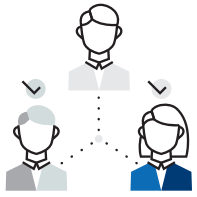
Of which

**€15.1**  
million

was disbursed



# RESULTS OF EU SUPPORT IN 2020



**19,105**

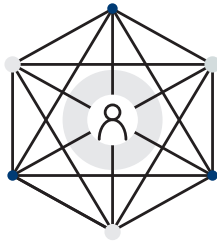
SMEs supported



24.3%  
women-owned

**11,418**

new jobs created



**-1.97%**

these SMEs grew on average



**+2.38%**

more SMEs engaged in exporting



**+26.78%**

expanded their staff

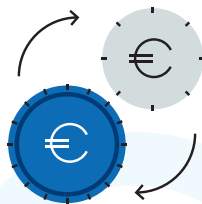


**-1.18%**

EU-supported SMEs decreased their exports

**€831.58**

million total turnover



employing

**2.2**

individuals

**€44,402**

million annual income

## IMPACT OF EU SUPPORT

For every million euro of EU support

**€1**  
million

Compared 2019



**1,266**

SMEs benefited



**757**

new jobs were generated



**-€1.11**

million loss in incomes



**135**

SMEs benefited



**136**

new jobs were generated



**€21.2**

million increase in income

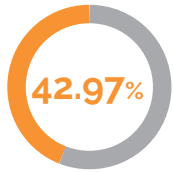


# RESULTS PER PILLAR

## Access to Finance (A2F):

**142**

SMEs received loans



to women-owned SMEs

**€15.36 million** total value of loans

**€108,188**

average loan

**6** partner financial institutions supported

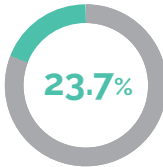
## Business Development Services(BDS):

**74**

business support organisations improved their capacity

**18,462**

consultancy services delivered to SMEs



women-owned

## Business Enabling Environment (BEE):

**51**

laws, policies, regulations and procedures reformed

**29**

public-private dialogue events held

**9**

government institutions improved their capacity

# EU4BUSINESS COMMUNICATIONS



**40+**

success stories and news items were generated in Moldova and shared

## Websites

**1,900**

website visits to Moldova webpage during March – August 2021

**5,800**

webpage visits during March – August 2021

The new website was launched in March 2021

[WWW.EU4BUSINESS.MD](http://WWW.EU4BUSINESS.MD)



## Newsletters

**16**

newsletters issued since August 2020

**240%**

growth in subscribers from Moldova as of August 2021 in comparison to August 2020



**Mark Hellyer**  
Team Leader,  
EU4Business Facility



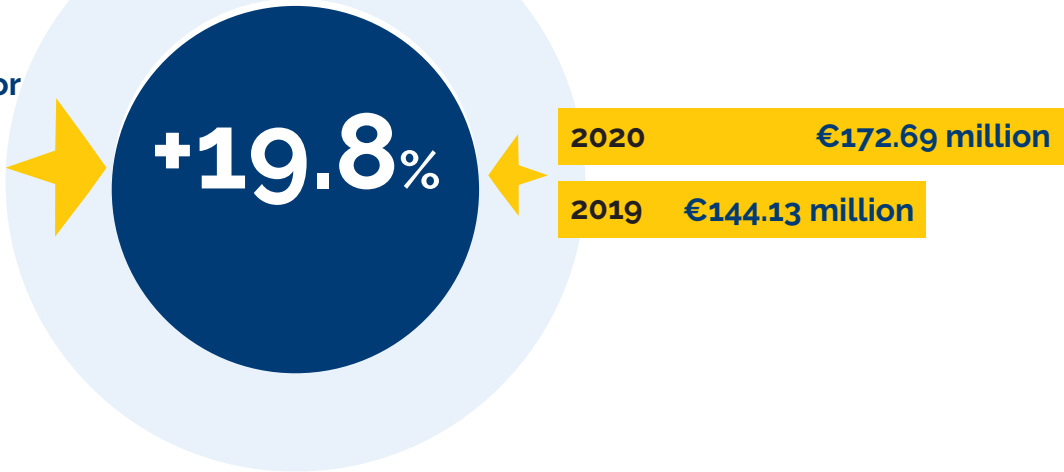
As businesses around the world continue to struggle with the effects of the COVID pandemic, the EU has demonstrated that it remains committed to supporting SMEs in Moldova. Despite the challenges of delivering this support, EU4Business initiatives have continued to deliver support and the number of SMEs supported have stayed the same in 2020 but more relative to disbursement as compared to 2019. As we move forward into the post 2020 policy environment, with ambitious targets of support and impact, EU4Business will continue to respond to the challenges and, in our 2022 annual report, we are confident we will be able to report on more support, stronger growth, and more jobs for SMEs in Moldova."



**EU SUPPORT  
TO SMES  
IN MOLDOVA  
LIN 2020**

# [ PORTFOLIO OVERVIEW ]

The European Union's support for SMEs in Moldova grew in 2020 by



EU SUPPORT IS FOCUSING ON THREE TYPES OF INTERVENTIONS:



Access to Finance (A2F)



Business Development Services (BDS)



Business Enabling Environment (BEE)

30

Projects provided support to SMEs in Moldova in 2020

with a total budget of

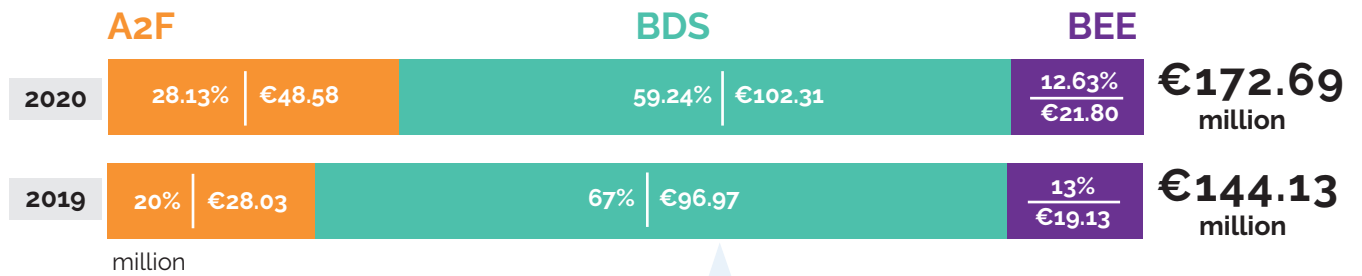
€172.69 million

This is the total value of contracts being implemented in 2020 rather than disbursements



# [BREAKDOWN]

## BY INTERVENTION



Total budgets of projects in Moldova

**€172.69**  
million

Bilateral Projects

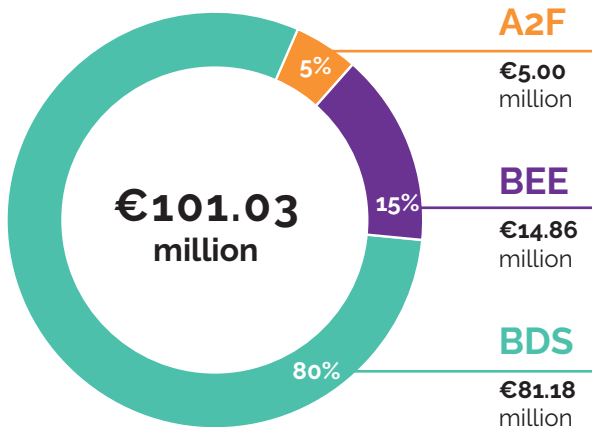
**58.5%**

of total budget

**64%** compared with 2019



Breakdown of Bilateral Projects in Moldova by Intervention in 2020



Regional Projects

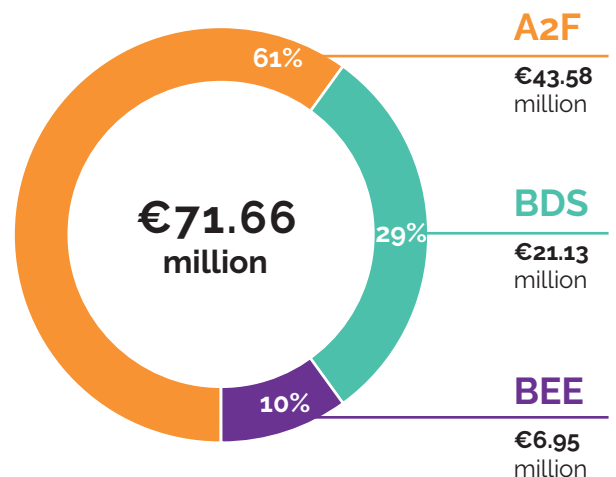
**41.5%**

of total budget

**36%** compared with 2019



Breakdown of Regional Projects in Moldova by Intervention in 2020



# OVERVIEW

## BY TYPE OF INTERVENTION

### ACCESS TO FINANCE (A2F)

A2F is the second largest area of support in Moldova representing 28.13% of budgets in 2020



A total of  
**€48.58** million **+73.3%**  
 Compared with 2019

In EU support was allocated to unlock access to finance in Moldova in 2020



**6**

specific support instruments are used in Moldova

**A2**

Interest Subsidy

This instrument is a grant given by the EU to IFIs in order to lower the cost of their loans to SMEs in the EaP. The grant provides interest subsidies of up to 10%, which is applied to the

regular interest rate, with which the IFI lends to PFIs and further on to SMEs. The purpose of this instrument is to lower the final cost of finance for SMEs in the EaP.

**A3**

Targeted Assistance (TA) to PFIs

This instrument consists of technical assistance to PFIs in the form of consultancy services, mentoring, and specialised training. The main effect of this instrument is that the PFIs (local banks and microfinance institutions) become

more familiar with the modus operandi of the big IFIs, the characteristics of their credit lines, their reporting requirements, as well as the standards regarding financial and risk analysis of the potential borrowers.

**A4**

Capped Guarantees

This instrument consists of a guarantee given to IFIs in order to lower the risk of lending to SMEs via local PFIs through guarantees to reduce collateral requirements of SMEs. This is a guarantee that enables improved access to finance through the reimbursement of a portion of the loss caused by the SME portfolio. These guarantees are generally capped at up to 25%

of the total portfolio of the respective partner financial institution and to generally 70%-80% of each individual sub-loan. In the case of the DCFTA facility phase 1 EIB/ EIF, the guarantee is 25%/70%, for EIF COSME support the guarantee is 50%/70%, for DCFTA facility phase 2 the guarantee is 25%/80%.

\* This was the total value of contracts being implemented, not disbursements in 2020.

## A6

SME Incentive Grants (linked to loans)

This instrument is different from regular grant schemes as the incentive grants are not given directly to SMEs as a “pure grant”. The SME signs a loan contract from one of the credit lines of the IFIs via the PFIs. After the loan is disbursed, there is a verification process to check if the loan was used for the purpose listed in the business plan or feasibility study

and of the other pre-conditions for the loan disbursement. Once the verification report confirms compliance, a part of the loan is transformed into a grant, so that the total “cost” of financing is lowered. The most common incentive grants are between 10% and 15% of the loan value as is the case for the EBRD DCFTA facility 1 and 2.

## A7

Grants to SMEs

These grants are non-reimbursable and generally modest in value in order to support as many SMEs as possible. In general, SME grants are disbursed in order to target specific economic development goals such as

development in rural areas, poor communities, or a response to various types of crises. These grants are usually disbursed through Non-governmental Agencies (NGOs) with links into targeted communities.

## A8

Structured Funds

This instrument is implemented directly by EU participation as opposed to risk-sharing with IFIs. Typically, this involves direct loans or equity investment in a financial instrument or fund. As the EU does not have the capacity to disburse

direct loans to SMEs, this function is assigned to an intermediary. The most important EU investment in Direct Finance is shares in the European Fund for Southeastern Europe (EFSE).

## MOLDOVA'S LITTERARUM LYCEUM INVESTS IN YOUNG GENERATION

The Litterarum Lyceum, one of the most respected educational institutions in the Republic of Moldova, invests time and resources not only in high-level classes, but also in modern learning conditions. For a renovation they undertook, the Lyceum benefited from a loan with grant elements from an EU4Business-EBRD Credit Line through Victoriabank that awarded it a 15% cashback.

[Read full story](#)



*The opportunity from the EU let us rehabilitate the first building, taking down the old soviet roof and adding another storey, shaped like an attic. The building walls were thermally insulated, we changed all the windows and we restored all the networks. As a result, we now have a modern study block, and the children enjoy better conditions.”*

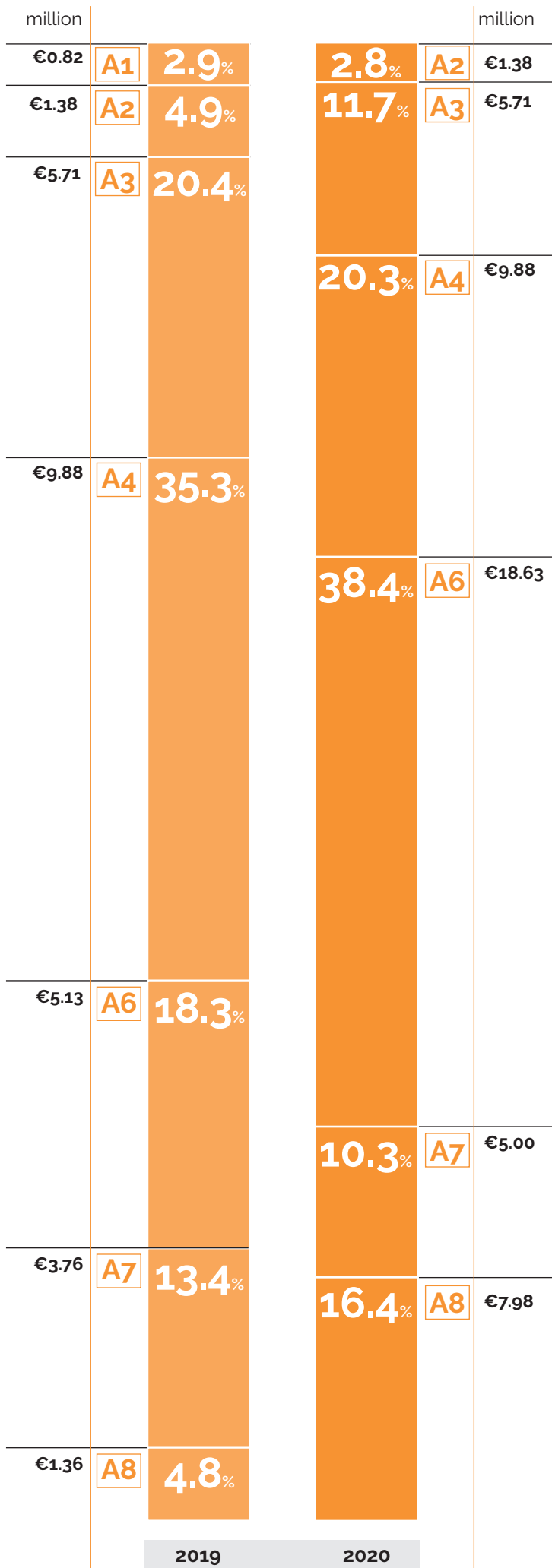
**Gheorghe Avornic,**  
Litterarum Founder



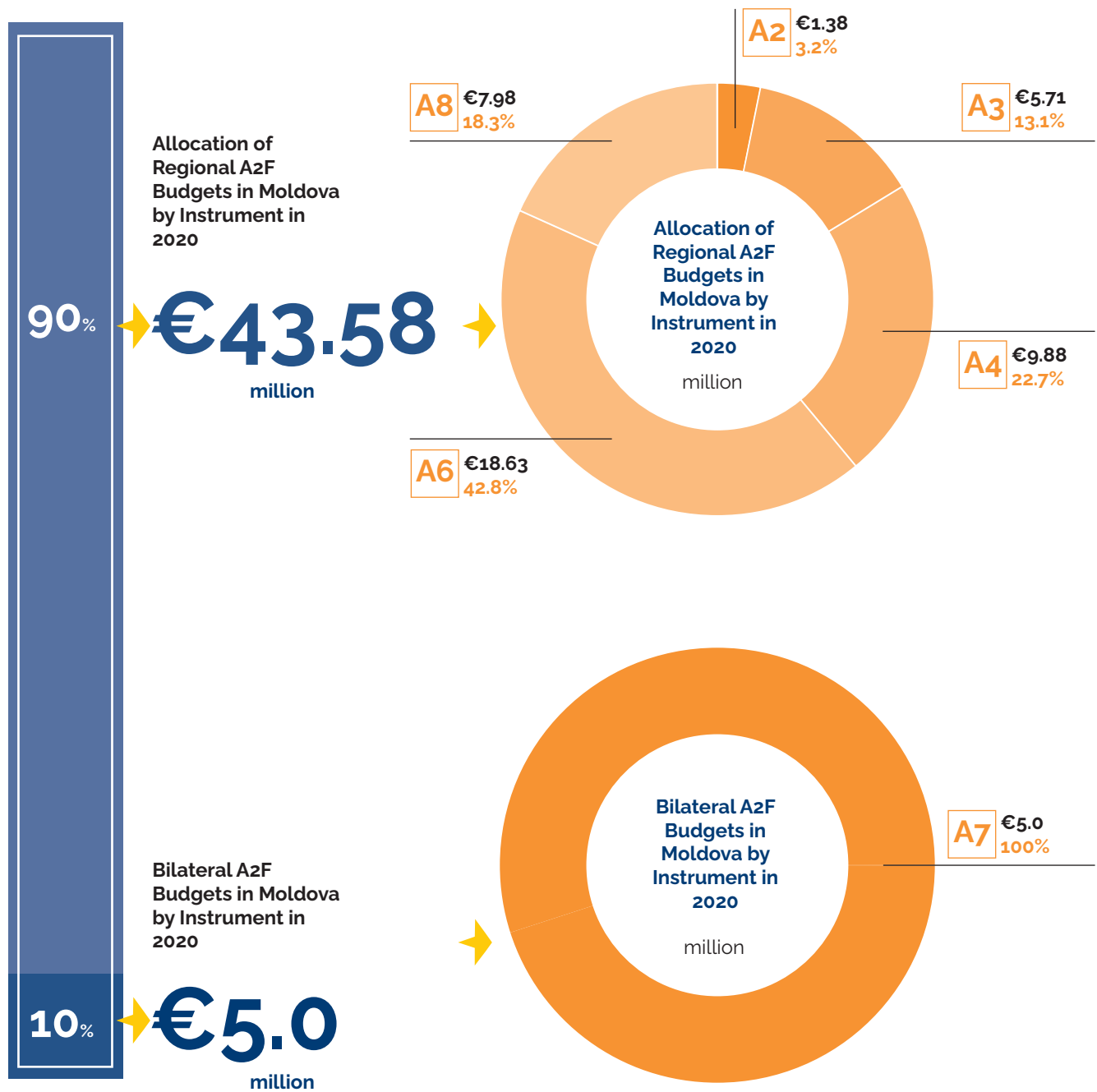
**SUCCESS STORIES**

# ALLOCATION OF A2F BUDGETS IN MOLDOVA BY INSTRUMENT

- A1** Capped Loss Recovery
- A2** Interest Subsidy
- A3** TA to PFIs
- A4** Capped Guarantees
- A6** SME Incentive Grants (linked to loans)
- A7** Grants to SMEs
- A8** Structured Funds



# ALLOCATION OF A2F BUDGETS BY REGIONAL AND BILATERAL INSTRUMENTS



- A2** Interest Subsidy
- A3** TA to PFIs
- A4** Capped Guarantees

- A6** SME Incentive Grants (linked to loans)
- A7** Grants to SMEs
- A8** Structured Funds



## A FAMILY BUSINESS IN MOLDOVA BEARS FRUIT

The farmers Natalia and Denis Trifaila have been able to successfully scale up their horticulture and fruit tree production company with the help of specialised financial products for agricultural businesses by the EU and EFSE, leasing equipment to support their company's growth and ensure a rich harvest. They hire up to 50 seasonal employees and plant 51 hectares of orchard.

[Read full story](#)



*In the years ahead, we want to fully utilize our total land area of 70 hectares and are considering buying high-performance tractors.”*

**Natalia and Denis Trifaila,**  
founders of Tridenal



# BUSINESS DEVELOPMENT SERVICES (BDS)

BDS is the largest area of support in Moldova representing 59.24% of budgets in 2020

A total of

€102.31 million → +5.5% compared with 2019

In EU support was allocated to providing better business services in Moldova in 2020

→ 5

support instruments used in Moldova for BDS are defined below

**B1**

Consultancy Services for SMEs

Through this instrument, the EU4Business Initiative aims to directly increase the knowledge and skills of SMEs in EaP countries through the direct provision (fully or partly paid) of non-financial business services (these can range from basic start-up and registration, accounting, marketing, input

supply, technology and product development, training and technical assistance, infrastructure support, and advocacy). These services can be delivered through both international and/or local consultants, in both private firms/individuals, and/or business support organisations.

**B2**

Capacity Building of BSOs

This instrument aims at increasing the capacity of Business Support Organisations (such as chambers of commerce, SME associations, professional bodies, the Sector Trade Association, training institutes, etc) to deliver BDS services to SMEs (whether members

or not). The capacity building is achieved through mentoring, training trainers, advisory services, and study tours to either enhance existing services, build new ones, or improve organisational structures.

**B3**

Incubators

The business incubator is an organisation designed to accelerate the growth and success of entrepreneurial companies through an array of business support resources and services that could include physical space, capital, coaching, common services, and networking connections.

The EU4Business Incubators Instrument generally shares the cost with the local authorities where

the EU bears the cost of refurbishment and cost-sharing arrangements for the running costs and/or service provision. One of the most important aspects related to this instrument is sustainability. As operation costs are high, the initial financial set-up is crucial for keeping the incubators viable after the EU4Business intervention ends.

**B5**

Trade Information

This instrument provides SMEs already exporting, exporting infrequently, or those interested in exporting with the range of information needed to move closer to exporting. This instrument can include generating the necessary information

(brochures, guides, market reports) or developing tools for accessing online resources and intelligent searches and covers market information, marketing guides, and market access requirements.

**B6**

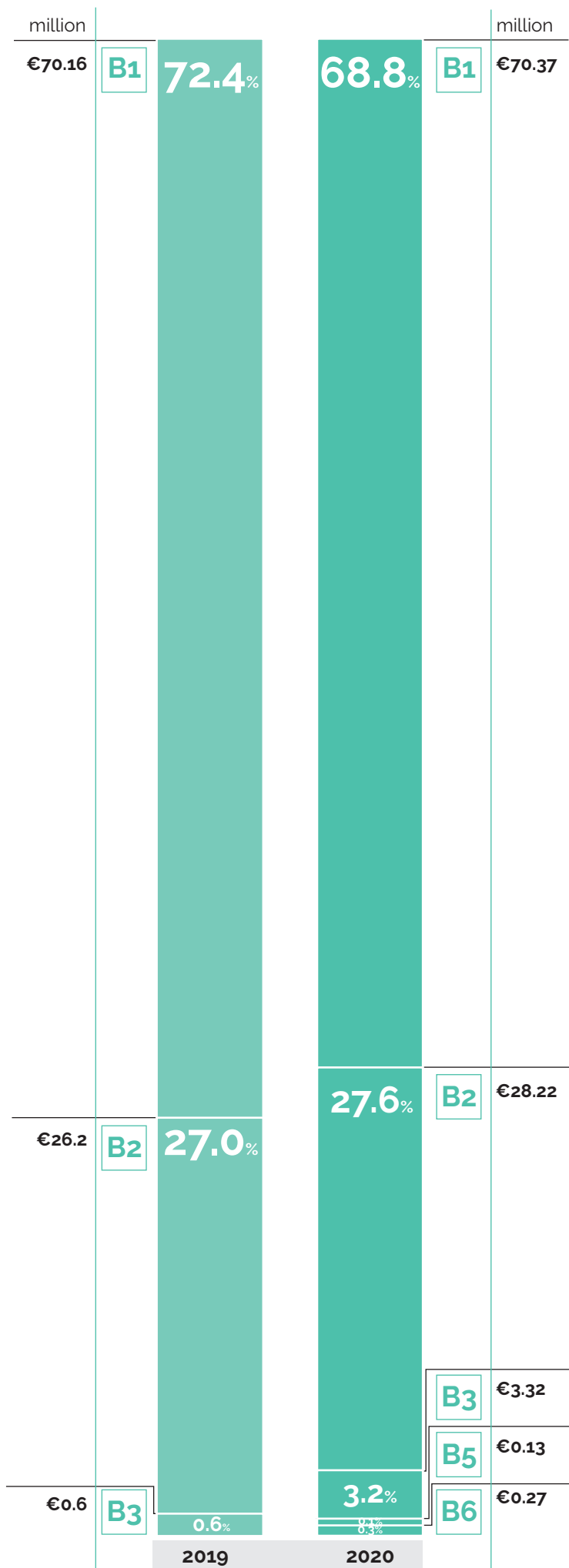
B2B Activities

Business to Business (B2B) Activities support SMEs to make specific contact with nominally interested buyers (company decision makers in target export markets who regularly buy the export on offer). These can include participation in online buyer auctions, trade fair participation,

inward and outward trade missions, buyer meetings, etc. and EU4Business support can range from organisation, logistics, preparation and advice, as well as covering the costs of travel and/or stand and event costs.

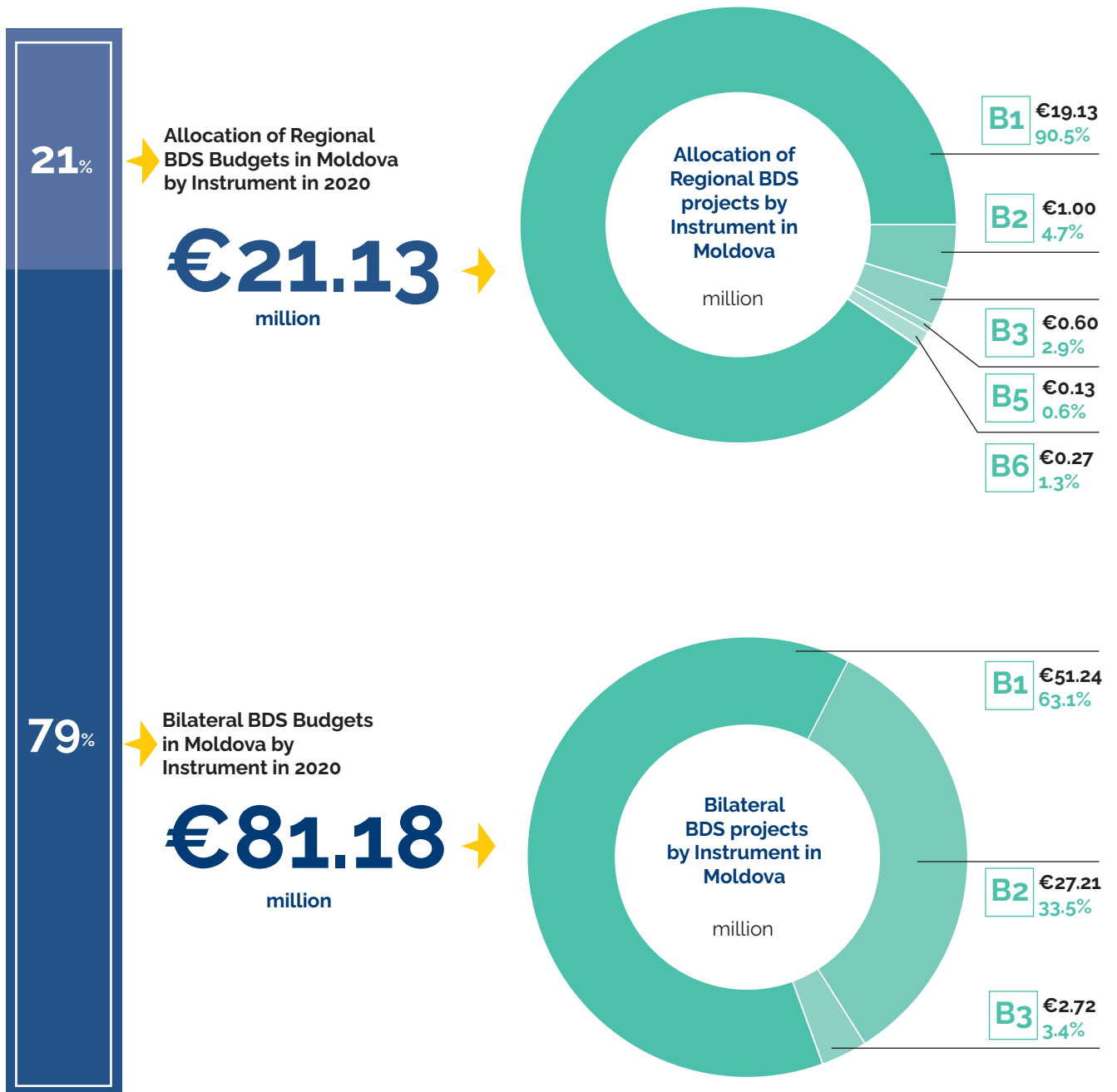
# ALLOCATION OF BDS BUDGETS IN MOLDOVA BY INSTRUMENT

- B1** Consultancy Services for SMEs
- B2** Capacity Building of BSOs
- B3** Incubators
- B5** Trade Information
- B6** B2B Activities





# ALLOCATION OF BDS BUDGETS BY REGIONAL AND BILATERAL INSTRUMENTS



**B1** Consultancy Services for SMEs

**B3** Incubators

**B6** B2B Activities

**B2** Capacity Building of BSOs

**B5** Trade Information

## SUCCESS STORIES



## EU4BUSINESS-EBRD CREDIT LINE HELPS MOLDOVAN HONEY-MAKER COMPETE

Regina Naturii, a well-known Moldovan maker of natural honeys without chemical additives, has been able to scale up its business to new heights. The company benefited from an EU4Business-EBRD Credit Line, received a loan and up to 15% cashback supported by the EU. The EU4Business and EBRD also supported the company to establish a recognized brand identity, smart packaging, and catchy web design to boost sales. When the coronavirus pandemic hit the Moldovan economy, Regina Naturii found itself prepared, with an appealing website and so their employees were kept as busy as their bees. The company also distributed jars of honey to doctors and patients in hospitals.

[Read full story](#)



*'The investment covered Regina Naturii's main operations. We invested in equipment to prolong the shelf life and quality of our honey, machines to clean the honey of impurities and preheat the raw product to liquefy it before further processing, as well as transportation vehicles, storage facilities and more.'*

**Nicanor Negru,**  
Regina Naturii CEO



## BUSINESS ENABLING

## ENVIRONMENT (BEE)

BEE is the third largest of area of support in Moldova representing 12.63% of budgets in 2020

A total of

€21.80 → +14.0%

million

Compared with 2019

In EU support was allocated to improving the business environment in Moldova in 2020



4 support instruments used in Moldova for BEE are defined below

### C1

Capacity Building among Policymakers and Regulators

Through this instrument, EU4Business interventions aim at strengthening the capacity of staff of various government agencies to ensure better, more transparent, and open policies and regulations that affect business, whilst ensuring appropriate controls in the six Eastern Partnership countries. This can

include making and amending policies, laws, and administrative procedures based on need and risk assessment. Through this instrument, EU4Business interventions deliver direct advisory, mentoring services, and study tours to the relevant staff involved in policymaking.

### C2

PPD (Public Private Dialogue)

Public Private Dialogue is an instrument for more inclusive and targeted policymaking. Specifically, it involves effective consultation and collaboration between government and

the private sector and/or its representatives, in order to achieve effective reform and administration of regulations that affect SMEs.

### C3

Regulatory Reform

Through this instrument, EU4Business interventions support the EaP countries to improve the regulatory environment based on best practices and most often approximation (to align their SME related legislations, rules, and regulations with

those of the EU). Approximation occurs in all six Eastern Partnership countries, but it is more intensely applied in the three DCFTA countries, which are committed to widespread adoption of EU business acquis under the Association Agreement (AA).

### C4

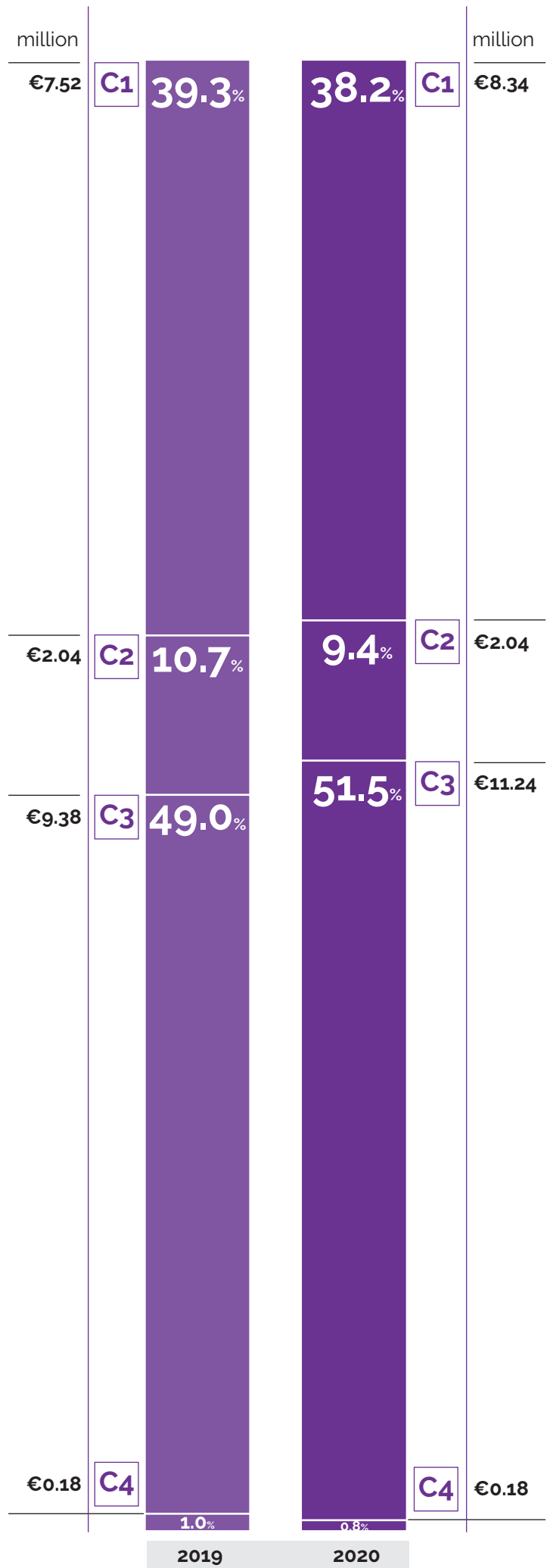
Information and Communication to SMEs

Through this instrument, EU4Business interventions support government to inform SMEs on reforms and implications for their

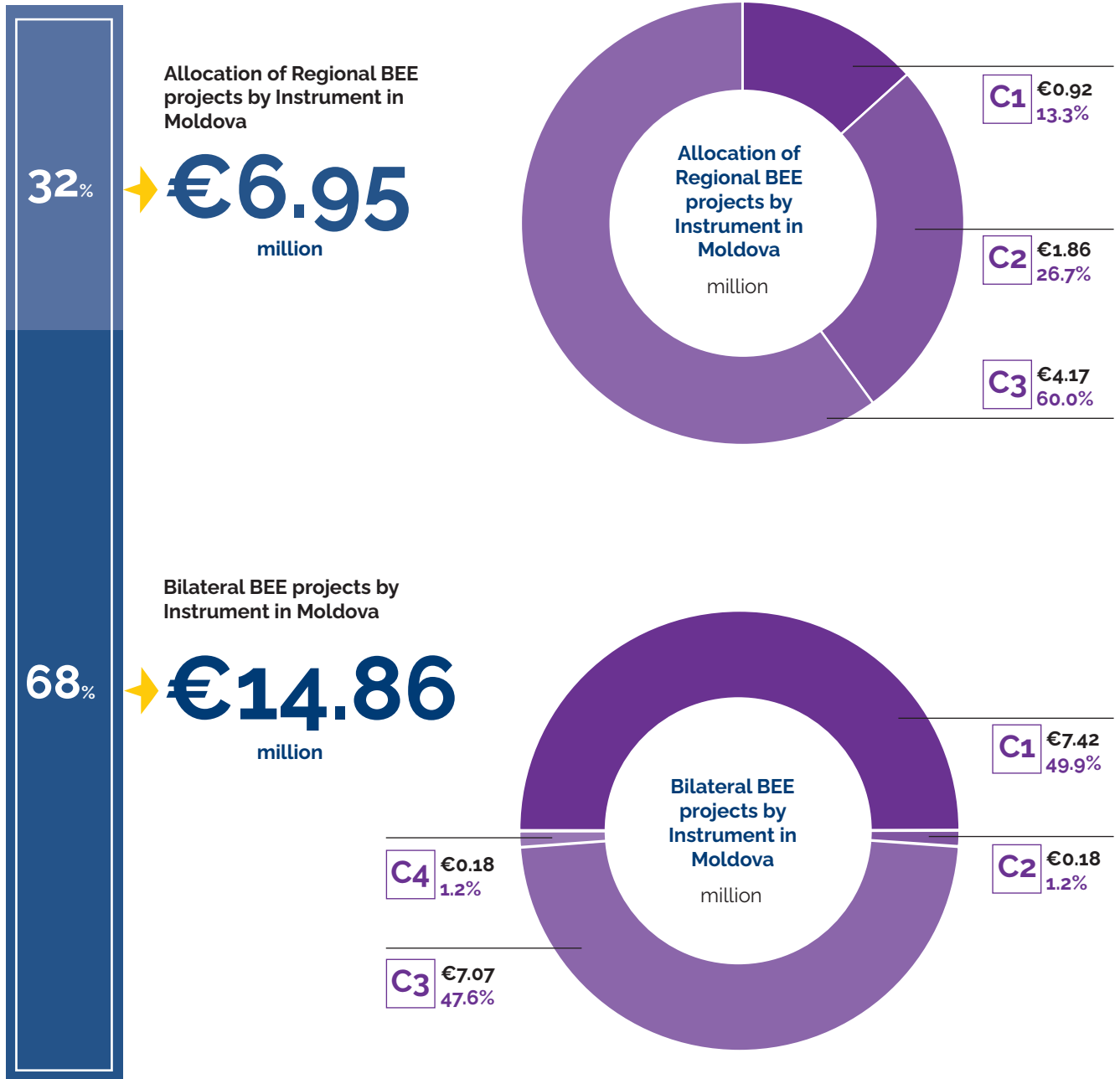
business and steps to compliance with regulatory reform.

# ALLOCATION OF BEE BUDGETS IN MOLDOVA BY INSTRUMENT

- C1** Capacity Building among Policymakers and Regulators
- C2** PPD (Public Private Dialogue)
- C3** Regulatory Reform
- C4** Information and Communication to SMEs



# ALLOCATION OF BEE BUDGETS IN MOLDOVA BY INSTRUMENT



**C1** Capacity Building among Policymakers and Regulators

**C2** PPD (Public Private Dialogue)

**C3** Regulatory Reform

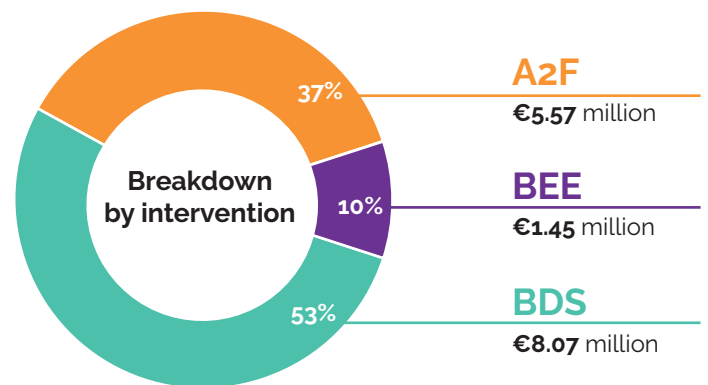

**C4** Information and Communication to SMEs



# [ACHIEVEMENTS] [IN 2020]

# AGGREGATE RESULTS IN MOLDOVA IN 2020

Despite an increase in budgets of 19.8% allocated to SME development in 2020 in Moldova, due to the challenges of COVID in terms of national lockdowns, restrictions on travel, and restrictions in business and government office operations, the level of disbursement of EU support fell by 41.5% in 2020 from €25.8 million in 2019. Whilst partners adapted to new ways of working so that the maximum number of SMEs were supported at this crucial time, the budgets remain in place to support the build-back process as soon as the situation normalises.



## NUMBER OF SMES SUPPORTED

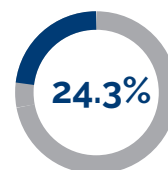


Overall, the EU supported

**19,105**

SMEs in Moldova in 2020

Compared with in 2019 **19,531**



women-owned

→ **-2.2%**

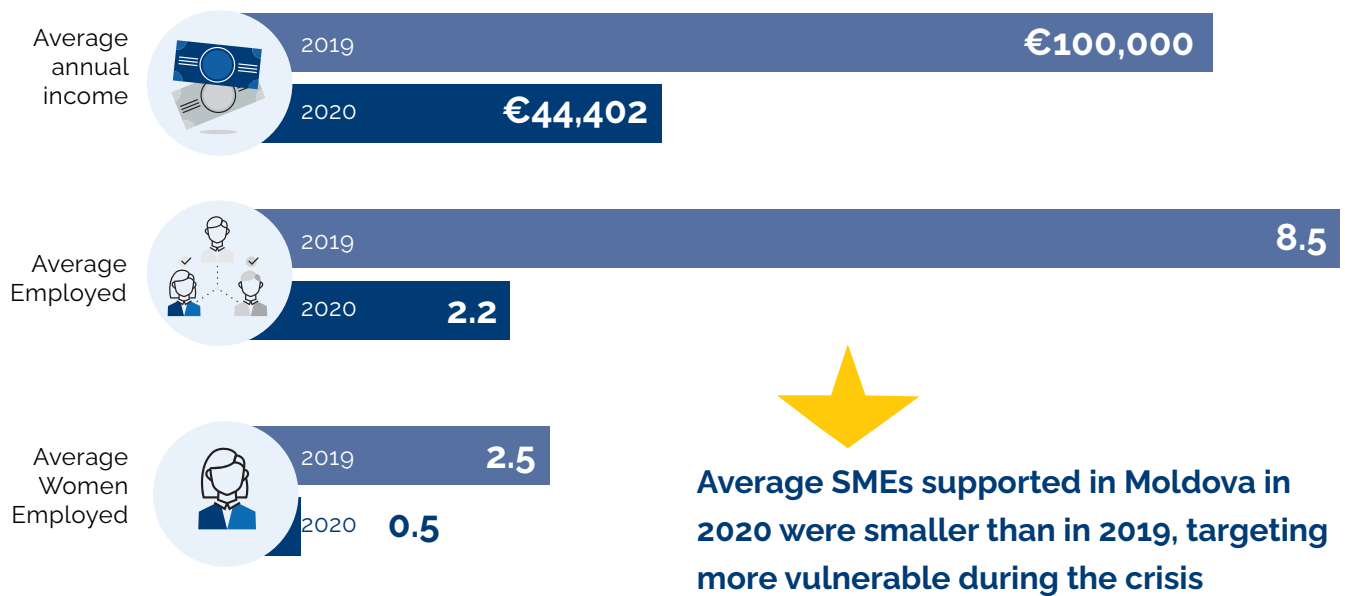
Supported SMEs in Moldova had

a combined turnover of

**€831.58**  
million

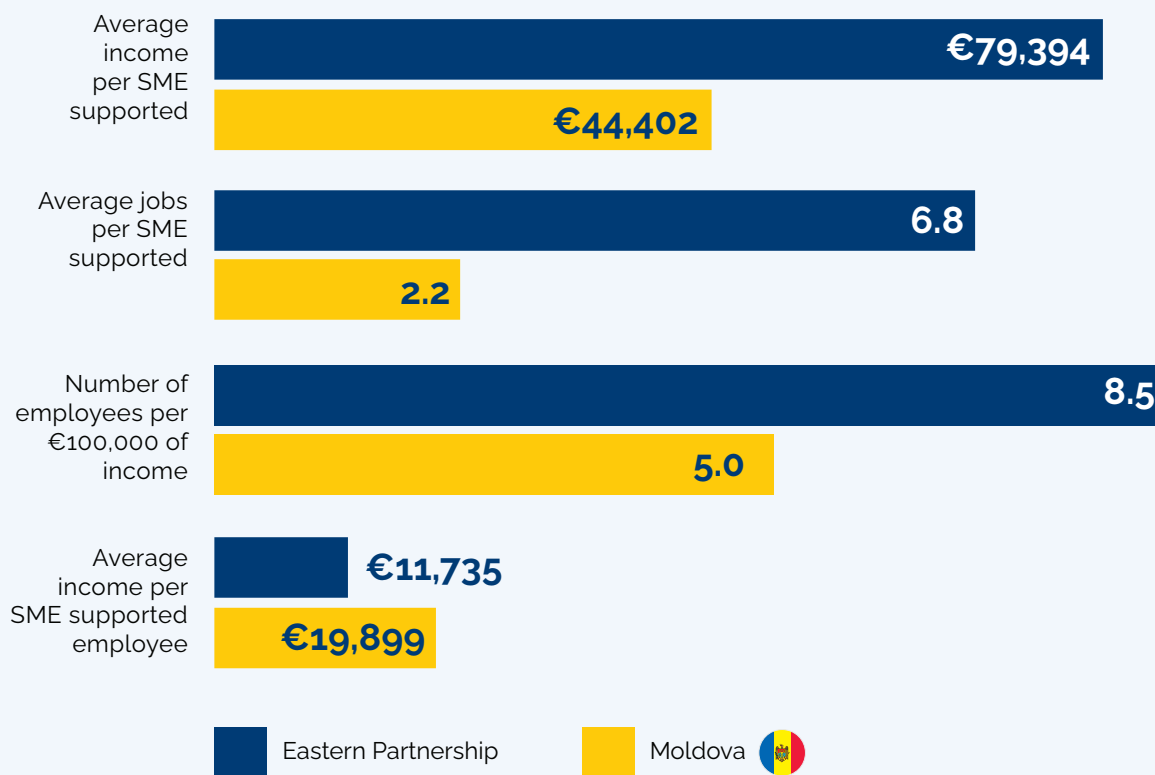
Employed

→ **54,048**



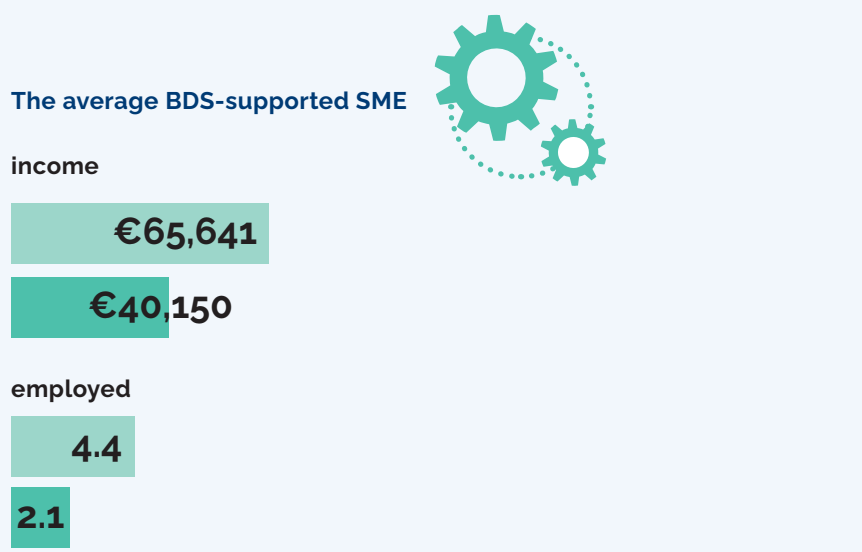
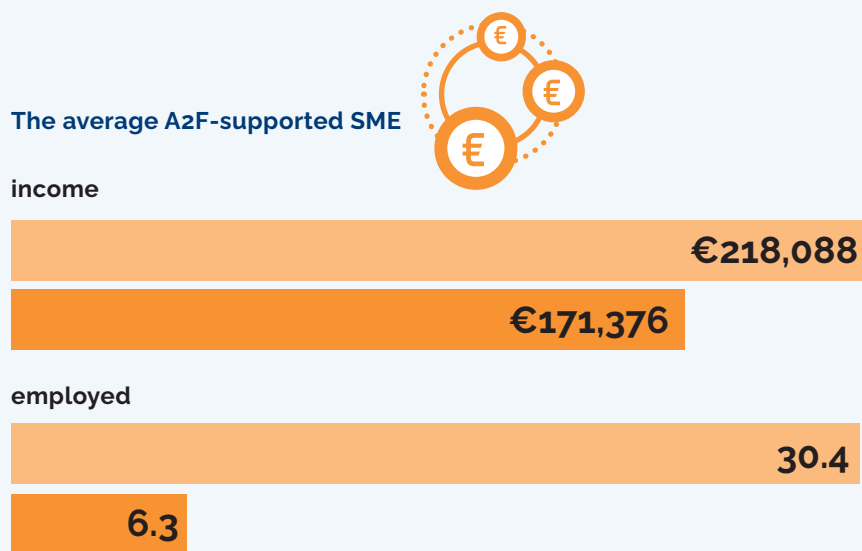
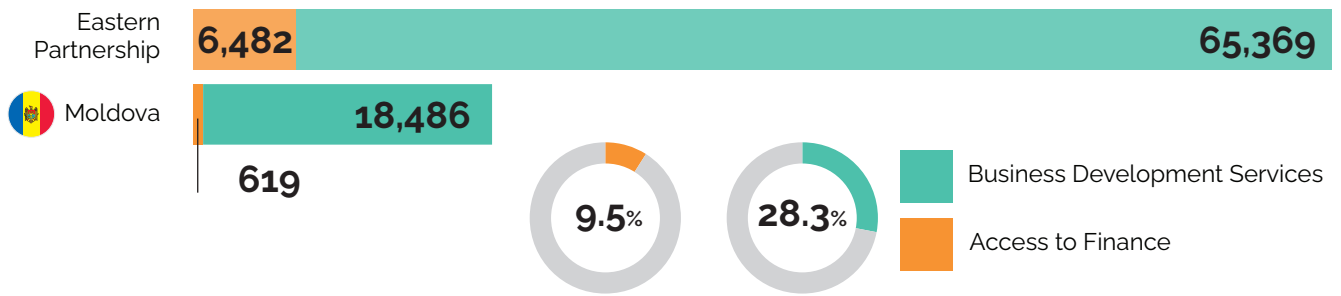
## SUPPORT TO SMES IN MOLDOVA RELATIVE TO EAP

The average size of SMEs supported in Moldova is much lower than the regional average, the number of supported jobs relative to income is much lower and the income per employee (labour intensity) is higher.





# THE NUMBER OF SMES SUPPORTED BY AREA OF INTERVENTION IN MOLDOVA



# JOB CREATION OF SUPPORTED SMES IN MOLDOVA

In 2020, SMEs supported by the EU in Moldova generated

**11,418**  
jobs



increased staff by

**+26.78%**

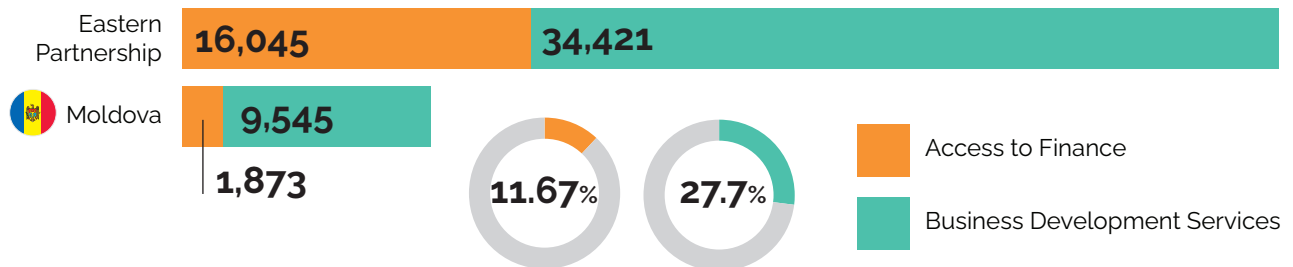
(compared with  
**+14.9%**  
in 2019)

compared to the EaP average in 2020 of

**+10.38%**

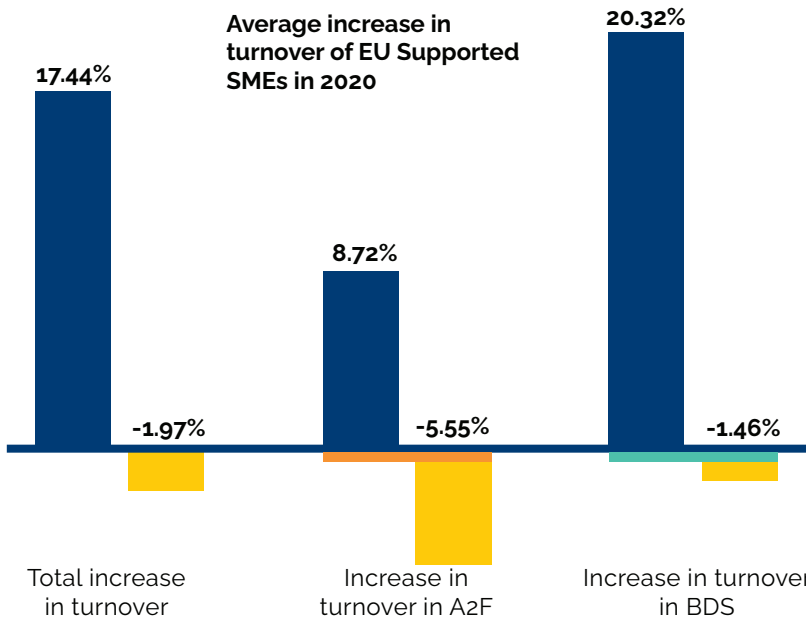


## BREAKDOWN OF JOB CREATION BY TYPE OF INTERVENTION IN MOLDOVA AND EAP



# IMPACT OF EU SUPPORT IN MOLDOVA

Average increase in turnover of EU Supported SMEs in 2020

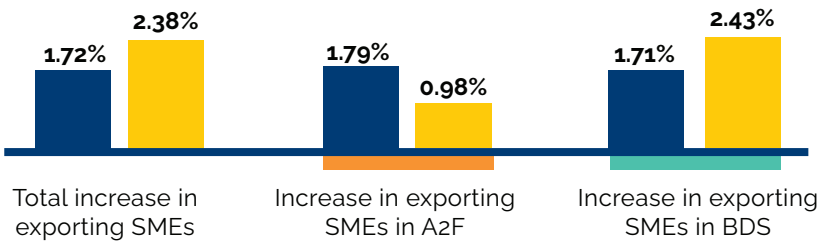


## INCREASE IN TURNOVER

EU supported SMEs in Moldova decreased turnover in 2020 as they coped with COVID and to retain/increase jobs.

EU supported SMEs in Moldova decreased turnover in 2020 compared with an increase in 2019 (-1.97% compared with +22.4%).

Increase in number of EU supported SMEs in 2020

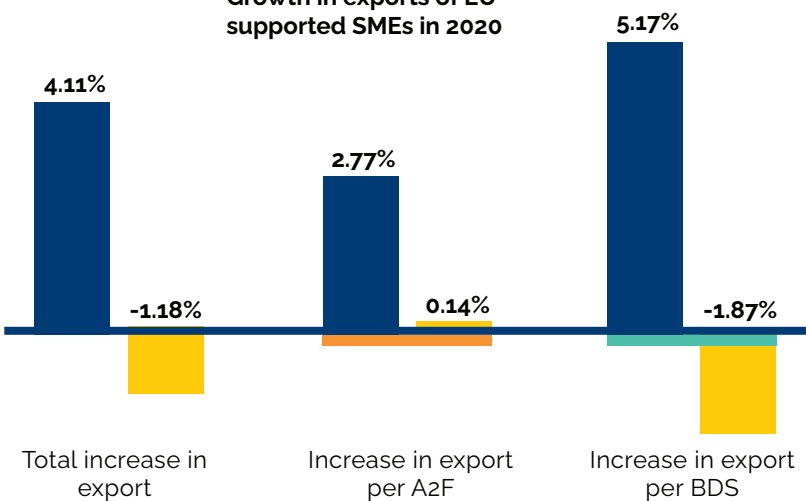


## INCREASE IN EXPORTING SMES

The number of EU supported SMEs that started exporting in Moldova in 2020 is much higher than the average across the EAP.

The number of EU supported SMEs that started exporting in Moldova in 2020 is slightly down on 2019 (2.4% compared to 4.3%).

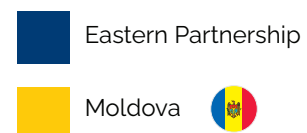
Growth in exports of EU supported SMEs in 2020



## INCREASE IN EXPORT

EU Supported SMEs in Moldova reduced exports in 2020.

The growth of exports of EU Supported SMEs in Moldova is lower in 2020 than in 2019 (-1.18% compared with 3.0%)



# SACOSE.MD MAKES ECO BAGS AFTER SINGLE-USE BAN IN MOLDOVA

## SUCCESS STORIES




With the ongoing adaptation of Moldovan consumers to European standards, the eco bag-making business started in Moldova. It entered a new stage of development when a grant obtained under EU4Business-EBRD Credit Line allowed Denis Corabliov, the owner of a company called Sacose.md — “sacose” meaning bags — bought an automated production line that helped him diversify his offerings. Driven by EU support, Sacose.md increased both its production capacity and the size of its workforce by three people. During the pandemic, due to its high production capacity, Sacose.md also began to export medical equipment to countries like France and Italy.

[Read full story](#)



***We've managed to become more competitive and to automate the production of eco packages. Thanks to EU4Business-EBRD Credit Line, we were able to purchase an automated production line."***

**Denis Corabliov**  
Owner of Sacose.md



# ACCESS TO FINANCE IN MOLDOVA

## OVERALL RESULTS OF A2F INTERVENTIONS IN MOLDOVA IN 2020 WERE:

compared with 2019




**619**

SMEs supported with  
A2F interventions



**+3.3%**



**€15.4**  
million

in loans disbursed



**-82.1%**

**€3.0**  
million

in grants given



**+77.5%**



**1,873**

new jobs generated  
at SMEs supported  
through A2F



**+26.9%**

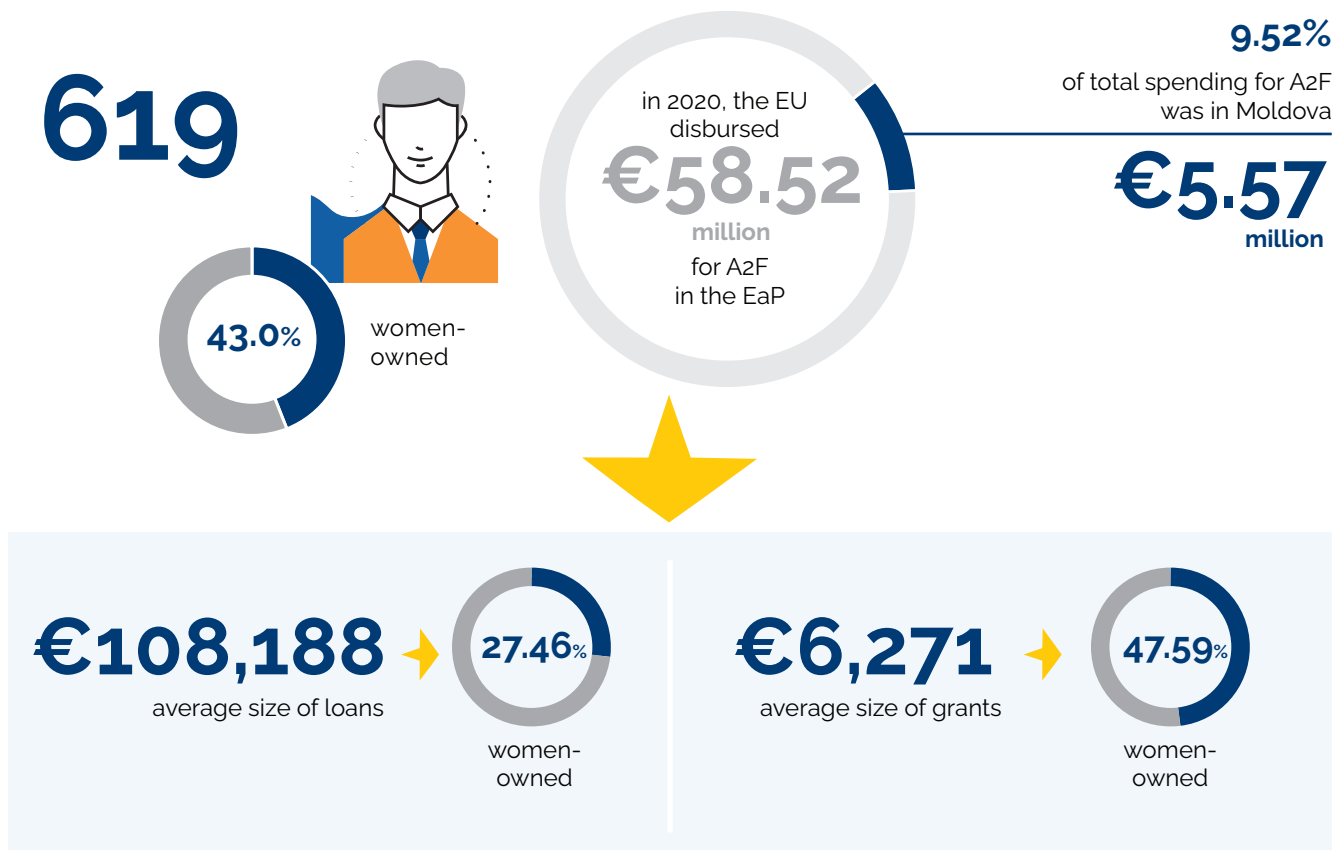
**-5.55%**

change in income of  
supported SMEs



**+33.74%**

# SMES SUPPORTED BY ACCESS TO FINANCE INSTRUMENT



## BREAKDOWN OF SMES SUPPORTED PER A2F INSTRUMENT

The EU used four A2F instruments in Moldova:

lending through SME Incentive grants, structured funds and providing grants

**A8** 67  
10.82%

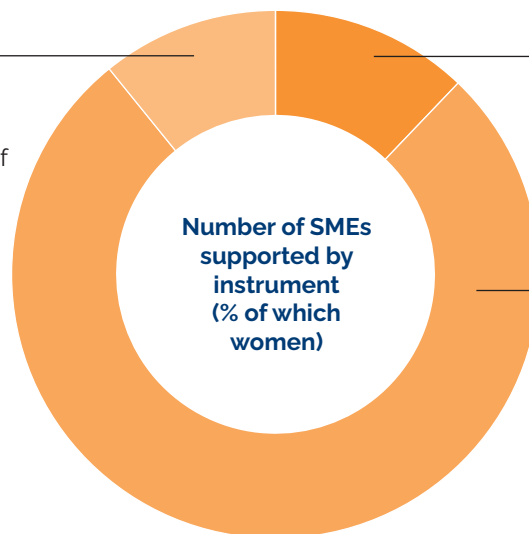
Average loan of €5,703

**A6** 75  
12.12%

Average loan of €199,742

**A7** 477  
77.06%

Average grant of €6,271



**A6** SME Incentive grants

**A7** Grants to SMEs

**A8** Structured Funds

## OVERALL IMPACT OF A2F IN MOLDOVA

	2019	2020
Total Value of loans triggered in Moldova	€85.83 million	€15.36 million
Average total loans triggered across EaP	€83.96 million	€29.17 million
SMEs receiving loans in Moldova	411	142
Average size of loans in Moldova	€208,832	€108,188
PfIs supported	9	6
Total value of grants disbursed in Moldova	€1.69 million	€3.0 million
Average total value of grants disbursed across EaP	€1.73 million	€1.6 million
SMEs receiving grants in Moldova	188	477
Average amount of grant given in Moldova	€8,996	€6,271

## RESULTS PER A2F INSTRUMENT

In terms of loans, **97.51%** were disbursed via SME Incentive Grants and **2.49%** were disbursed via Structured funds

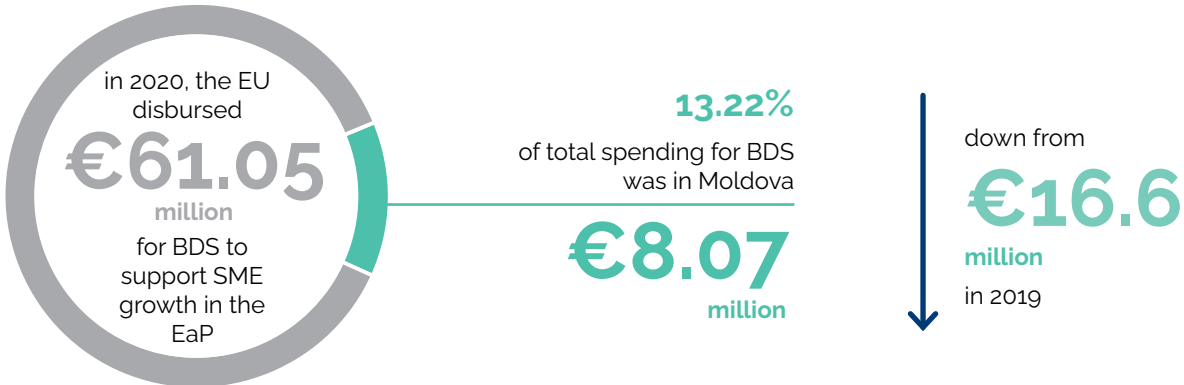
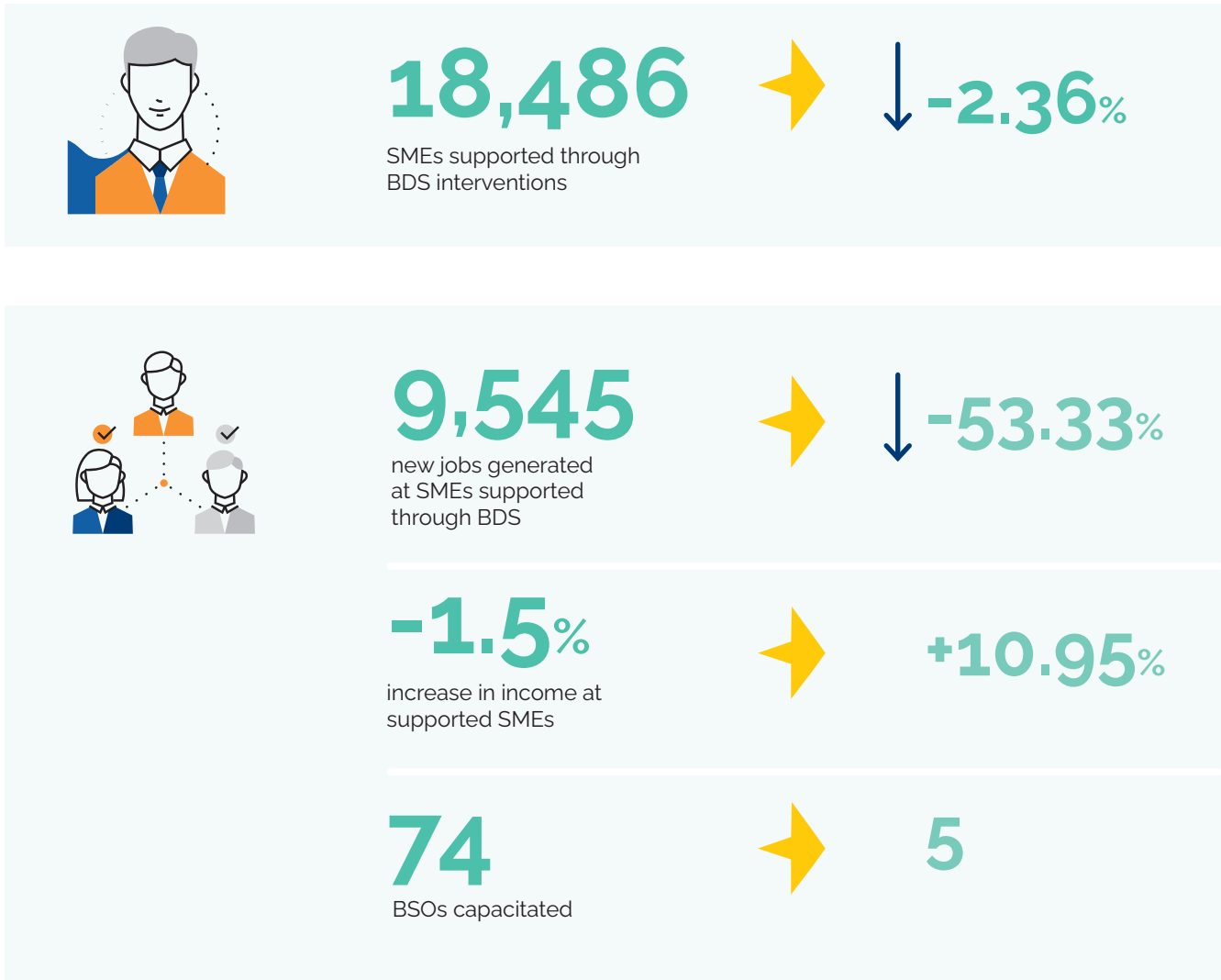
	Number of SMEs supported	Income of SMEs	Jobs in SMEs	Jobs generated	Increase in turnover	% of increase in turnover
<b>Total</b>	<b>619</b>	<b>€100,190,066</b>	<b>5,791</b>	<b>1,873</b>	<b>-5,891,756</b>	<b>-5.55%</b>
A6 SME Incentive grants	75	€54,277,775	1,845	353	€4,020,576	8.00%
A7 Grants to SMEs	477	€40,682,530	2,704	1,475	-€10,117,632	-19.92%
A8 Structured Funds	67	€5,229,761	1,242	45	€205,300	4.09%

# BUSINESS DEVELOPMENT SERVICES

## IN MOLDOVA

### OVERALL RESULTS OF BDS INTERVENTIONS IN MOLDOVA IN 2020 WERE:

compared with 2019

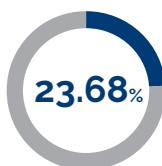





# SMES SUPPORTED BY BDS INSTRUMENT

**18,486** →

SMEs benefited in 2020



women-owned



**B1** 18,462  
99.87%

**B3** 24  
0.13%

**B1** Consultancy Services for SMEs

**B3** Incubators

## RESULTS BY BDS INSTRUMENTS

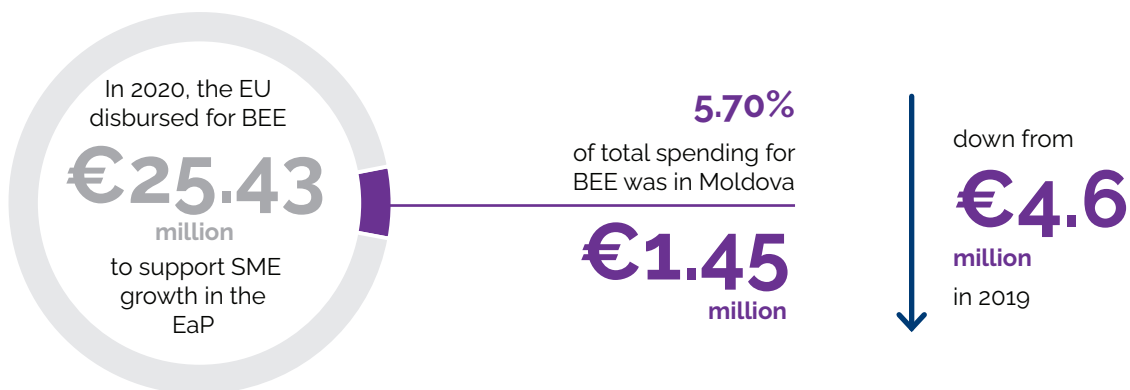
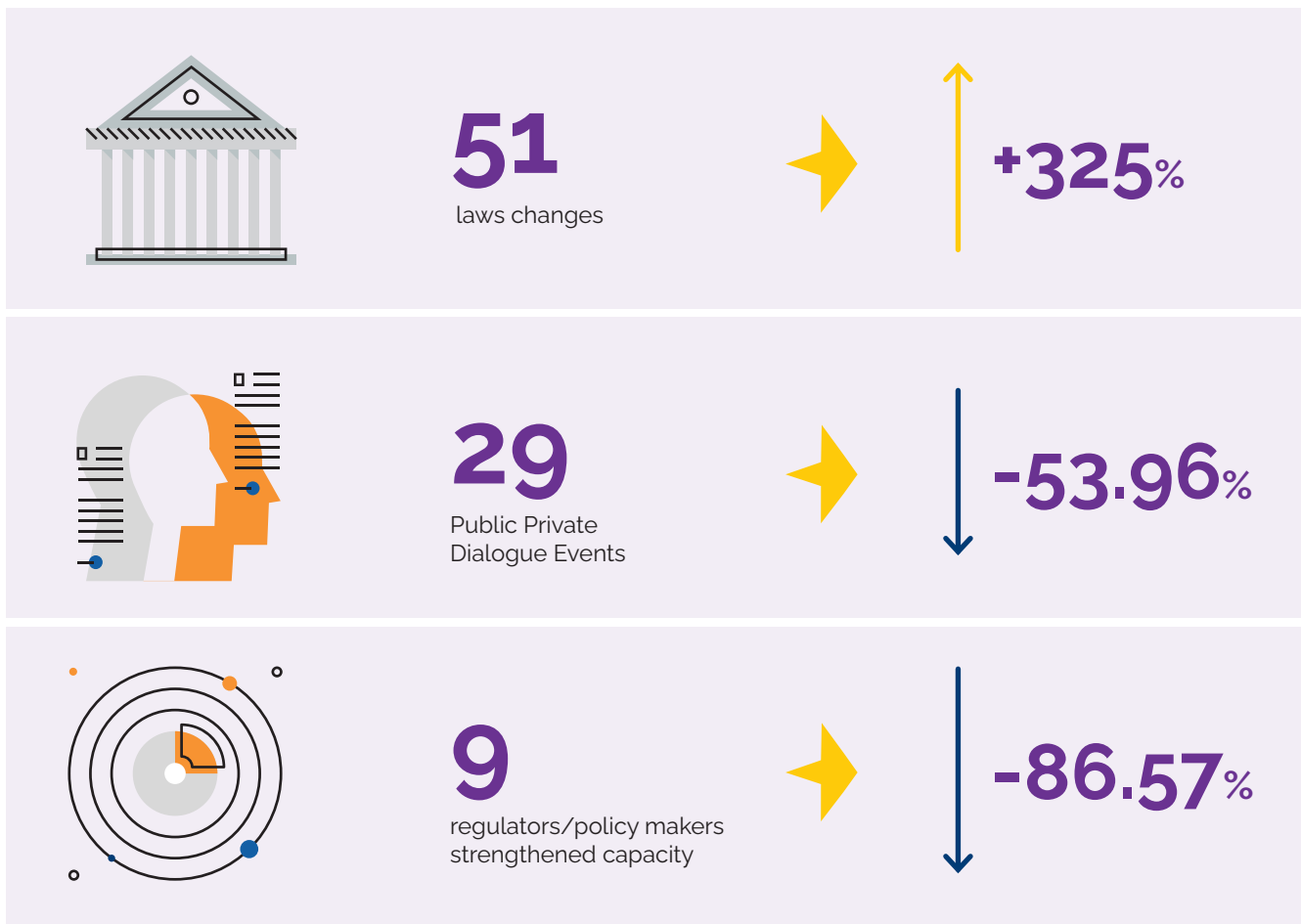
	Sustained jobs in Supported SMEs	New jobs created in Supported SMEs	Total incomes of supported SMEs	Income growth	% of increase in turnover
Consultancy services for SMEs	48,225	9,529	€727,276,436	-€11,233,549	-1.52%
Incubators	32	16	€4,116,726	€411,702	11.11%

# BUSINESS ENABLING ENVIRONMENT

## IN MOLDOVA

### OVERALL RESULTS OF BEE INTERVENTIONS IN MOLDOVA IN 2020 WERE:

compared with 2019



# RESULTS OF BEE INSTRUMENTS IN MOLDOVA

BEE Support instruments used in Moldova in 2020 are:



Changing / improving laws and regulations



Public-private dialogue events



Capacity building among government agencies / regulators

## NUMBER OF LAWS / REGULATIONS CHANGED

EaP average **190**



Moldova

## NUMBER OF PUBLIC PRIVATE DIALOGUE EVENTS

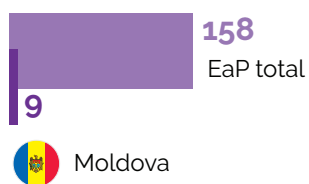
EaP average **135**



Moldova

## NUMBER OF REGULATORS/GOVERNMENT BENEFITING FROM CAPACITY BUILDING

EaP average **26**



Moldova

# LIST OF PROJECTS

## IN MOLDOVA AS OF 2020

Title	Total Budget*	Start date	End date	Type of the Project	Areas of Intervention		
					AzF	BDS	BEE
Inclusive economic empowerment of focal regions of the Republic of Moldova	€23,000,000	02.01.2019	31.12.2025	Bilateral		●	
Start up City Cahul	€6,800,000	24.06.2020	24.06.2024	Bilateral	●	●	
TWG Further support to agriculture, rural development and food safety in the Republic of Moldova (MD 16 ENI AG 01 19 (MD/37))	€2,000,000	01.09.2020	31.12.2023	Bilateral			●
LEADER approach for rural prosperity in Moldova	€1,000,000	01.02.2020	28.08.2023	Bilateral		●	
European Union confidence Building Measures Programme V (2019-2022)	€9,400,000	01.01.2019	30.06.2023	Bilateral			●
Rural SME policy support window	€2,191,000	15.07.2020	14.12.2022	Bilateral	●	●	●
Direct grant to ODIMM "Support to SMEs in rural areas"	€4,000,000	01.06.2018	31.05.2021	Bilateral	●	●	
"ENPARD Moldova – Support to Agriculture and Rural Development" SRC	€48,956,111	16.12.2015	15.12.2020	Bilateral		●	
Support to the quality infrastructure framework within a DCFTA context in the republic of Moldova	€3,683,800	01.09.2017	31.08.2020	Bilateral		●	●
DCFTA Initiative East (EIB) (can also be referred to as DCFTA Facility by EIB)	€62,746,000	19.12.2016	18.12.2031	Regional	●	●	
EU4Business EBRD Credit line (EU Deep and Comprehensive Free Trade Area (DCFTA) Facility, EBRD DCFTA Programme)	€38,900,000	21.12.2017	20.12.2027	Regional	●	●	
EU4Business EBRD Credit line (SME Competitiveness Programme in Eastern Partnership)	€65,600,000	19.12.2019	18.12.2026	Regional	●		
EU4Business EBRD Credit line (EU Deep and Comprehensive Free Trade Area (DCFTA) Facility, EBRD DCFTA Programme)	€19,430,000	12.05.2016	11.05.2026	Regional		●	●
DCFTA SME Direct Finance Facility	€10,220,000	01.09.2014	31.08.2024	Regional	●	●	

\* Budgets indicated for regional projects apply for 6 EaP countries

Title	Total Budget	Start date	End date	Type of the Project	Areas of Intervention		
					A2F	BDS	BEE
2018 NIP decision share — Green for Growth — Extension to Neighbourhood East II	€5,162,849	19.12.2018	18.12.2040	Regional	●		
Green for Growth — Extension to Neighbourhood East II	€6,157,151	12.12.2018	18.12.2040	Regional	●		
Promoting Green Lending in the Eastern Partnership	€42,855,000	27.04.2020	16.12.2040	Regional	●		
EU4Business — The EU Local Currency Partnership Initiative: the European Fund for Southeast Europe (EFSE)	€50,320,000	20.12.2018	20.06.2039	Regional	●		
Finance and technology transfer centre for climate change (FINTECC) — Eu4Climate window	€15,400,000	16.06.2020	31.12.2027	Regional	●		
Eastern Partnership Trade Helpdesk	€3,700,000	01.01.2020	31.01.2024	Regional		●	
Structural Reform Facility: World Bank component	€1,500,000	14.09.2018	30.05.2023	Regional			●
EU4BUSINESS: Connecting Companies	€6,498,205	01.01.2020	31.01.2022	Regional		●	
EU-EBRD Country-specific Investment Climate Reviews and Action Plans for Eastern partnership (EaP) countries.	€2,000,000	16.08.2018	22.04.2021	Regional			●
Mayors for Economic Growth	€4,979,800	01.01.2017	31.12.2020	Regional		●	●
Mayors for Economic Growth 2 TA	€10,000,000	01.01.2017	31.12.2020	Regional		●	●
Financial Sector Institution Building and Crisis Response	€12,000,000	01.06.2009	31.12.2020	Regional		●	
EIB-04 SME Finance Facility — EIB window	€5,100,000	22.12.2012	22.12.2020	Regional	●		
WBG technical support to the implementation of the Mayors for Economic Growth initiative	€500,000	03.10.2016	16.12.2020	Regional		●	●
EU4Business: From Policies to Action	€4,000,000	08.12.2017	31.08.2020	Regional			●
Eastern Partnership: Ready to Trade — an EU4Business initiative	€6,000,000	01.09.2017	31.08.2020	Regional			●

